


Technical Manual



Accelerated Weathering Tester



Applicable for Serial Numbers:
XX-XXXX-77 thru XX-XXXX-79-basic
XX-XXXX-77 thru XX-XXXX-79-se
XX-XXXX-77 thru XX-XXXX-79-spray
XX-XXXX-77 thru XX-XXXX-79-cw



Q-Lab Corporation

Q-Lab Headquarters
United States
Tel. +1 440-835-8700
info@q-lab.com

Q-Lab Europe, Ltd.
England
Tel: +44 (0) 1204 861616
info.eu@q-lab.com

Q-Lab Deutschland GmbH
Deutschland
Tel: +49 681-85747-0
vertrieb@q-lab.com

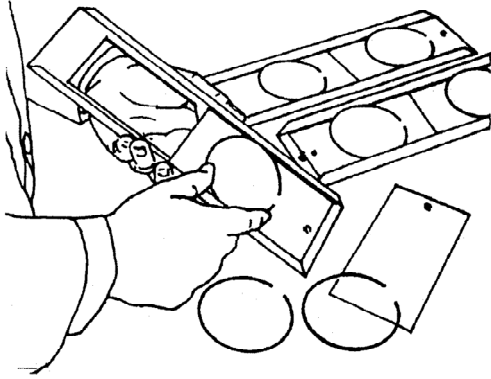
Q-Lab 中国代表处
中国上海
电话: +86 21-5879-7970
info.cn@q-lab.com

www.q-lab.com

The most trusted name in weathering

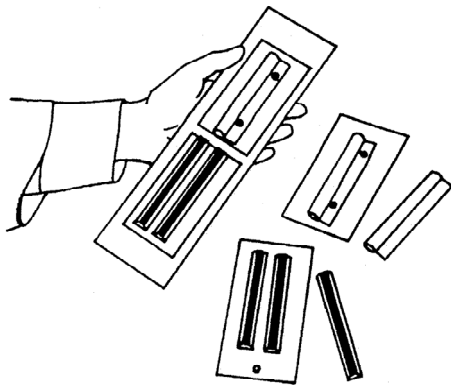

8.2 Mounting Test Specimens (Revised January 2011)

3" x 6" (75mm x 150mm) flat panels up to 1/4" (6mm) thick may be mounted. Two will fit in each of the 24 (25 for QUV/basic) standard panel holders supplied with the QUV.



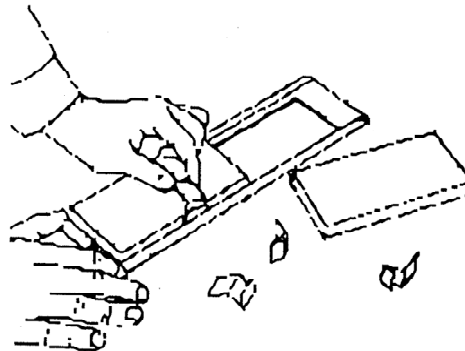
Install the panel holders with the stop pin down.


Fasten flat panels up to 1/4" thick (6 mm) to the holders with snap-in rings. Push the ring snugly against the panel. Keep the opening of the ring in the center of the holder.



Attach 3D specimens to 3 x 6" (75 x 150 mm) aluminum blanks to mount in the standard panel holder. Use water-resistant glue or fasteners made of corrosion-resistant metal. Good thermal contact is required for condensation.


Thick Panel Retainer springs (Part No. V-133) are available.





Mount large specimens on an aluminum panel 12.75" high (325 mm). The entire opening of the sample mounting must be covered with panels area to avoid loss of water vapor during the condensation cycle.

Thin, flexible specimens are mounted by wrapping them around panel.



Three dimensional parts can also be mounted in a variety of different mounting boxes as shown below.



**19.5 inch wide x 1 inch deep specimen holder
V-4961-X**



**3.25 inch wide x 1 inch deep specimen holder
V-4960-X**

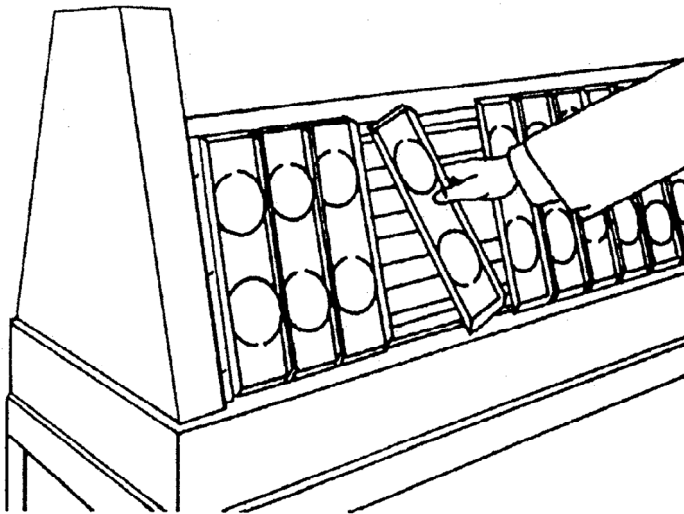


**19.5 inch wide x 2 inch deep specimen holder
with adjustable mounting clamps for things like artificial lumber
V-4962-K**




**3.25 inch wide x 0.7 inch deep specimen
holder with adjustable mounting clamps
V-4019-X**

Panel holders stack conveniently for carrying by alternating flanges up and down.



The rubber end seals hold vapor in the chamber. Install the seals with the end marked "TOP" up.

The extreme right and left-hand panel holders receive less UV because they are at the ends of the lamps. ASTM G154 does not allow the use of the end holders.



The test panels form the side wall of the test chamber. All the panel holders must be in place and all holders must be filled with test specimens or blank panels. Missing panel holders allow vapor loss and affect temperature control. Gaps larger than 1/32 inch (1 mm) are not acceptable.

